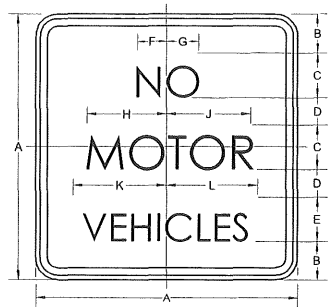


COLOR: LEGEND AND "F".....WHITE (REFLECTORIZED)  
BACKGROUND.....RED (TRANSPARENT REFLECTORIZED)

\* REDUCE SPACING 40%

SIGN SIZE	DIMENSIONS							BLANK STD.
	A	B	C	D	E	F	G	
18 X 18	18	5-9/32	7-15/32	3	7-3/4	3/8	6 C	B-18(O)

18" X 18" R1-1B 1.86 SQ. FT.



COLOR: LEGEND AND BORDER.....BLACK (NON-REFLECTORIZED)  
BACKGROUND.....WHITE (REFLECTORIZED)

SIGN SIZE	DIMENSIONS										BLANK STD.	
	A	B	C	D	E	F	G	H	J	K		L
18 X 18	18	2-5/8	3 C	1-7/8	3 B	2	2-1/8	5-7/16	5-11/16	6-3/8	6-3/16	B-18(S)


18" X 18" R5-3B 2.25 SQ. FT.



COLOR: LEGEND AND BORDER.....WHITE (NON-REFLECTORIZED)  
BACKGROUND.....BLUE (REFLECTORIZED)

SIGN SIZE	DIMENSIONS									BLANK STD.
	A	B	C	D	E	F	G	H	I	
12 X 18	18	12	2	1 1/2	1	5-3/8	7-7/16	7-9/16	6-1/4	B-1218

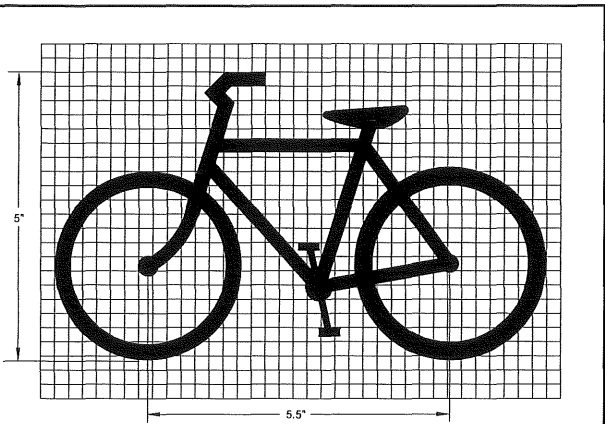
12" X 18" SPECIAL 1.5 SQ. FT.




SIGN SIZE	DIMENSIONS							MAR-GIN	BOR-DER	BLANK STD.
	A	B	C	D	E	F	G			
30 X 30	30	3 3/4	15	1/4	1 3/4	10 3/4	9 9/16	1/2	3/4	B-30(D)

COLOR: SYMBOL AND BORDER.....BLACK (NON-REFLECTORIZED)  
BACKGROUND.....FLOURESCENT YELLOW-GREEN (REFLECTORIZED)


30" X 30" W11-15 6.25 SQ. FT.



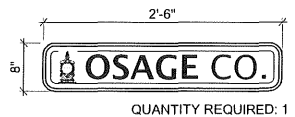
BIKE DETAIL



PEDESTRIAN DETAIL



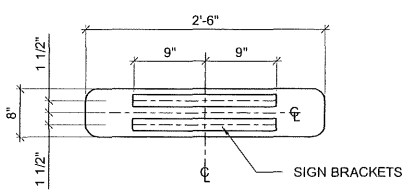
- 3/8" WIDE WHITE BORDER
- 5/8" WIDE BLACK BORDER
- WHITE REFLECTORIZED BACKGROUND
- 3" BLACK NON-REFLECTORIZED LETTERS IN LUCIDA SANS FONT
- OSAGE PRAIRIE TRAIL LOGO 4" HT X 2 3/8" WIDE



QUANTITY REQUIRED: 1



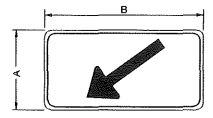
QUANTITY REQUIRED: 2



BACK SIDE

**ALUMINUM SIGN NOTES:**

- ALL SIGNS SHALL BE ALUMINUM ALLOY 6061-T6 OR 5052-H38.
- THICKNESS OF ALUMINUM ALLOY SIGNS SHALL BE 0.063" FOR SIGNS THROUGH 24" AND 0.080" FOR SIGNS LARGER THAN 24".
- SIGN BRACKETS SHALL BE GALVANIZED STEEL OR ALUMINUM ALLOY 6061-T6, 6062-T6, OR 6063-T6. HOLES FOR MOUNTING BRACKETS TO SIGN SHALL BE 5/16" D. HOLES SHALL BE PUNCHED BEFORE GALVANIZING. SIZE OF BRACKETS SHALL BE 1 1/2" X 1/2" X 1/8".
- ALL BOLTS, NUTS AND WASHERS SHALL BE GALVANIZED STEEL OR CADMIUM PLATED. ALL BOLT ENDS SHALL BE SUFFICIENTLY BRADDED AFTER INSTALLATION TO MINIMIZE REMOVAL BY VANDALISM. BOLT HEADS SHALL BE POWDER COATED TO MATCH WHATEVER COLOR IT LANDS IN WITHIN THE SIGN FACE, EITHER BLACK OR WHITE.
- REFER TO ODOT DETAIL SHEET SSA2-1 FOR SIGN CONNECTIONS TO POST. SEE SPECIFICALLY TYPICAL POST MOUNTING DETAILS FOR SIGN REQUIRING HORIZONTAL SIGN BRACKETS.




SIGN SIZE	DIMENSIONS		MAR-GIN	BOR-DER
	A	B		
12 X 24	12	24	1/2	3/8

COLOR: SYMBOL AND BORDER.....BLACK (NON-REFLECTORIZED)  
BACKGROUND.....FLOURESCENT YELLOW-GREEN (REFLECTORIZED)

NOTE: REFER TO REVISED SIGN W16-7P IN THE AASHTO/MUTCD 2000 EDITION FOR EXACT DIMENSIONS

12" X 24" W16-7P 2.0 SQ. FT.



Osage Prairie Trail Extension		
Design	JM	8/16
Drawn	JM/BB	8/16
Checked	JM/KF	6/17
Approved		
Squad	LPCI	

PREPARED BY: LANDPLAN CONSULTANTS  
1110 West 23rd Street TULSA, OK 74107 918-584-6464

**SIGN ASSEMBLY DETAILS (1)**